

Welcome

Ask the Title Guy -

KVNational

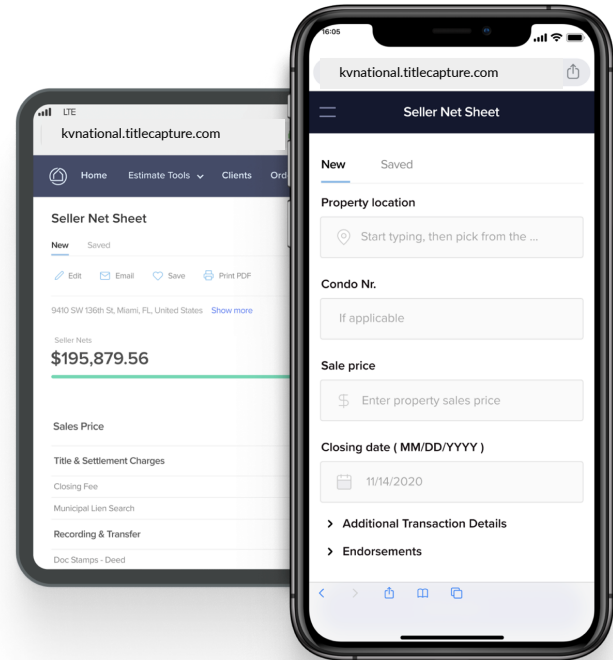
App Showcase

TITLE FROM A **NEW**
PERSPECTIVE

ATG

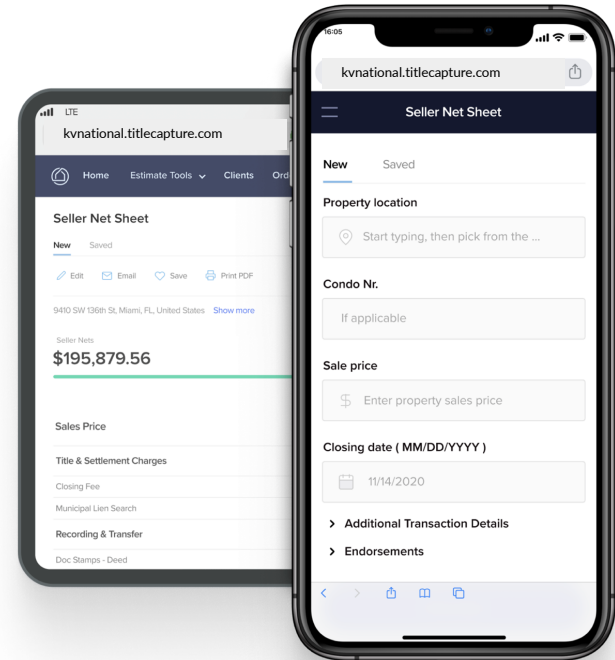
ASK THE TITLE GUY

TITLE FROM A NEW PERSPECTIVE



Today's Agenda

1. Logging in to the App
2. Setting up your account
3. Seller Net Sheet & Buyer Estimates
4. Default Costs
5. Estimates Page
6. Clients Area
7. Order
8. Adding the app to your Mobile Phones and other Devices
9. Q&A



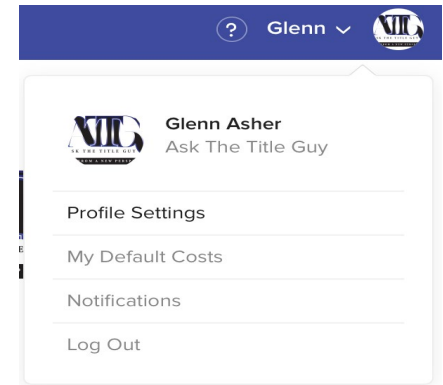
Profile Settings

1. Personal Info Tab - Setup your personal info or link your social media accounts to share the platform. Just add your Facebook, Twitter, LinkedIn urls under the Personal Info Tab.

1. Photo - upload your logo, anything 400 kb or lower or any 300x300 pixels or lower in size and PNG/JPEG format is preferable.

1. Login Details helps you with manually updating your password.

Guide: [Updating your Profile](#) & [Sharing the app](#)



Profile

Personal Info Photo Login Details

First name

Last name

Job Title
EVP- Business Development

Email address
gasher@kvnational.com

Phone number
6462962365

Facebook URL
<https://www.facebook.com/KVNTitle/>

Instagram URL
<https://www.instagram.com/askthetitleguy/>

Twitter URL
<https://twitter.com/askthetitleguy>

LinkedIn URL

NOTE: Please contact your title company admin(s) if you wish to change your office assignments.

Update info



Share This Platform

Key in an email address to send an invite or use the social media buttons to spread the word.

Email Address

Ex. john@sporeweed.com

Send



Seller's Net Sheet

Click on the New Estimate Tab on the left to generate our amazing Seller Net Sheet!

1. Seller Net Sheet - Plug and Play, allows you to go back easily using our Edit button if you need changes. Email it to your clients or Download its PDF version and attach to your emails. Feel free to even add our Flyers which are perfect for promoting your services and add value to your sellers.

Guide: [Generating Seller Net Sheets](#)

Seller Net Sheet

Seller: James Poblador



Property Location

Florida 30A, Panama City, FL, USA

Unit #

if applicable

Sales Price

\$250,000.00

Closing date (MM/DD/YYYY)

06/09/2023

> Additional Transaction Details

> Manually Adjust Title Fees

> Mortgage Payoffs

∨ Real Estate Broker Commissions

Listing Sales Comm.

%

2.5%

Buyer's Broker Comm.

%

2.5%

Transaction Fee

\$450.00

> Homeowner's Association Dues

> Property Taxes

> Other Seller Expenses & Credits

Calculate

DISCLAIMER: Calculator is provided for illustrative purposes only. The title agency or TitleCapture make no guarantee or other assurance concerning the accuracy or completeness of information produced by the calculator or the applicability of the data input to your particular situation. Calculator and the data and information produced by it are provided "AS IS" without representation or warranty of any kind. User assumes the risk that data and/or calculation errors may occur. To ensure that all figures and calculations are correct and relevant to your situation, we encourage you to contact an escrow officer to discuss your specific title insurance needs and to verify all costs and fees prior to closing. Powered by [TitleCapture.com](#).

Buyer's Estimate

Click on the New Estimate Tab on the left to generate our amazing Buyer Estimate

1. Buyer Estimate - Plug and Play, allows you to go back easily using our Edit button if you need changes. Email it to your clients or Download its PDF version and attach to your emails. Feel free to even add our Flyers which are perfect for promoting your services and add value to your buyers.

[Guide: Generating Buyer Estimates](#)

Buyer Estimate

Buyer: James Poblador



Property Location

Miami Gardens, FL, USA

Unit #

if applicable

Transaction Type

Purchase with Financing

Loan Type

Conventional

Sales Price

\$250,000.00

Down Payment

\$50,000.00

Percentage

20%

Loan Amount

\$200,000.00

Loan Term

30 Years

Interest Rate

6.5%

Closing date (MM/DD/YYYY)

06/09/2023

> Additional Transaction Details

> Endorsements

> Manually Adjust Title Fees

> Home Insurance

> Property Taxes

> Real Estate Broker Commissions

> Homeowner's Association Dues

> Impounds

> Lender Fees

> Other Buyer Expenses & Credits

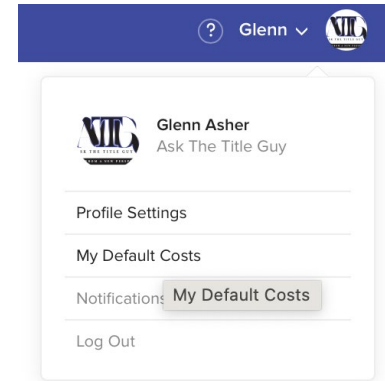
Calculate

DISCLAIMER: Calculator is provided for illustrative purposes only. The title agency or TitleCapture make no guarantee or other assurance concerning the accuracy or completeness of information produced by the calculator or the applicability of the data input to your particular situation. Calculator and the data and information produced by it are provided "AS IS" without representation or warranty of any kind. User assumes the risk that data and/or calculation errors

Default Costs

1. My Costs - Setup your personal commissions, tax rates, insurance rates, lender fees, seller and buyer fees

Guide: Setting Default Costs



Default Costs

Save time by pre-defining values for the most frequently occurring costs in your estimates.

Any fees entered below will appear in the following estimate tools only:
Seller Net Sheet, Sell To Net, Seller's Multiple Offers, Buyer Estimate, Monthly Affordability and Rent vs Buy.

[My Costs](#) Branch/Office Costs

| | |
|---------------------------------------|--|
| Home Insurance | Commission % to Seller's Broker |
| Property Taxes | <input type="text" value="2.5%"/> |
| Real Estate Broker Commissions | Commission % to Buyer's Broker |
| Homeowner's Association Dues | <input type="text" value="2.5%"/> |
| Impounds | Additional / Transaction Fee Paid By Seller |
| Lender Fees | <input type="text" value="\$450.00"/> |
| Other Seller Expenses | Additional / Transaction Fee Paid By Buyer |
| Other Buyer Expenses | <input type="text" value="300"/> |
| <input type="button" value="Update"/> | |

All Estimates

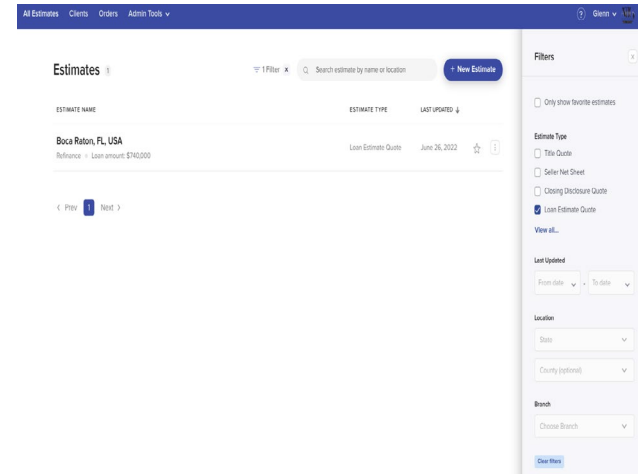
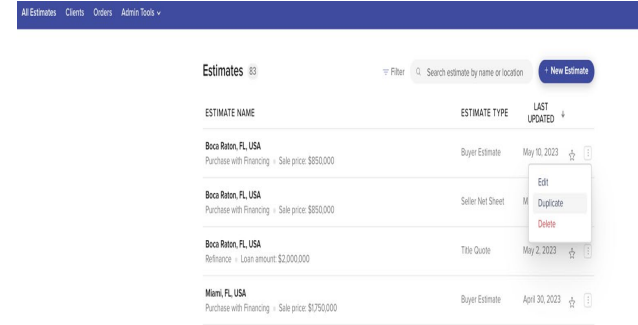
Click on the All Estimates Tab on the left to track and manage your estimates

All estimates are automatically saved and even generate estimates from the page

1. You can now edit, duplicate, and compare estimates

1. Filter - Allows you to search for your estimates, by tool type, by date or by location

Guide: [Organizing your Estimates](#)



Heads-Up Template

Here's our Email Heads up template, kindly check the invitation we sent you and this email heads up which contains the flyers to guide you how to make our app accessible 24/7.

We'll guide you through the flyer shortly after this slide.

Title of your heads-up email: Invitation to Ask the Title Guy's Platform

Hi [Name]

We are pleased to welcome you to our new quoting platform here in Ask the Title Guy. Introducing the fastest, most accurate way to generate and share real estate estimates with buyers and sellers. Includes Seller Net Sheets, Buyer Estimates, Sell to Net and many more. We sent you another email to setup your profile on the platform:

The Title of that email: Better Quoting from Ask the Title Guy
Next Steps:

1. Check spam/junk if it doesn't show on the inbox right away, you can also use keywords such as 'Ask the Title Guy' or 'TitleCapture' to search for it.
2. Click on the "[Join now](#)" button to setup your password and profile.
3. Kindly open the attached flyers so you can add the app to your phones and any other devices for better accessibility. The steps will allow you to have an icon available on your phone/device and make it accessible 24/7 or whenever you are on the go!
4. Please note that the platform is actually an app, but a web-based one. We want to create a better quoting experience for you as you use our app avoiding prompts asking you to click on update links which normally happens on apps found from the stores. Additionally, the internet access is necessary as it will allow for you to email your quotes, download it as a pdf and email those pdfs to your sellers/buyers or to us if you are ready to move forward with your transaction
5. Our logo section's image requirements: 300x300 pixels or anything 400 KB files and below (JPG & PNG) ;)

Thank you and please don't hesitate to reach out or call us at(646)

Mobile app

1. We sent a mobile flyer along with the email heads-up template - kindly reach out to your title rep to get it if you haven't or just simply scan the code from the image. Your app is compatible to any device and it is powerful because it'll be accessible 24/7.

Guide: Adding your app to Mobile



Quotes on your phone

Follow these 4 simple steps to enable your iPhone, iPad, Android or Tablets to rapidly generate and share Title Quotes, Seller Net Sheets, Buyer Estimates and much more.



Please use your camera to scan the QR Code
After Scanning - Follow Steps 2 to 4 to add the Platform to your Phone or Any Device
(Please use the indicated browser per device)



| | |
|--|---|
| <p>STEP 1</p> <p>Open Safari on your device and sign up for free by visiting: https://kvnational.titlecapture.com</p> <p>STEP 2</p> <p>Tap the menu icon  in the top-right or bottom of your screen. (See phone picture with magnifying glass)</p> <p>STEP 3</p> <p>Scroll until you see 'Add to Home Screen' from the options and Tap on it.</p> <p>STEP 4</p> <p>Launch the web app anytime by clicking the icon on your home screen.</p> | <p>STEP 1</p> <p>Open Chrome on your device and sign up for free by visiting: https://kvnational.titlecapture.com</p> <p>STEP 2</p> <p>Tap the  icon at the top-right of your screen. (See phone picture with magnifying glass)</p> <p>STEP 3</p> <p>Scroll until you see 'Add to Home Screen' from the options and Tap on it.</p> <p>STEP 4</p> <p>Launch the web app anytime by clicking the icon on your home screen.</p> |
|--|---|

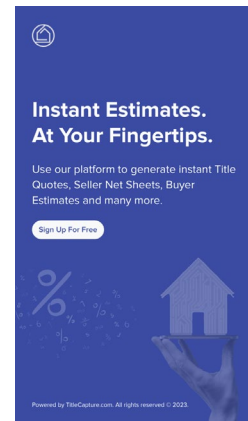
Keep your login on your device - Save your estimates and compare them.
Tap Remember Me box before you sign in - and check your All Estimates Tab to pull all your quotes

Logging In

Visit our app and click on the sign in/sign up buttons:

<https://kvnational.titlecapture.com/login>

1. We'd like for you to login to our actual platform and access Net Sheets and more!
Just press the login/register button
1. Hit the Remember me Checkbox so you can save your credentials
1. Reset your password using the guide - [Reset your password](#)

A screenshot of the login form. At the top is the "ATG" logo with the tagline "ASK THE TITLE GUY" and "TITLES FROM A NEW PERSPECTIVE". Below the logo is the "Sign In" heading and the text "Access Instant Title Quotes, Seller Net Sheets, Buyer Estimates and more." The form includes fields for "Email:" and "Password:". There is a checked "Remember me" checkbox and a "Forgot password?" link. A blue "Sign In" button is present, along with a "No account? Sign Up Now" link. Below this is a "Get A Quick Quote" section with the text "(No login required)" and a "Generate Now" button with a right-pointing arrow.

Sign Up

Start capturing more homebuyers and sellers today.

A screenshot of the sign up form. It features a blue background with a white house icon on the left and a hand holding a house icon on the right. The text reads: "Instant Estimates. At Your Fingertips." followed by "Use our platform to generate Instant Title Quotes, Seller Net Sheets, Buyer Estimates and many more." and a "Sign Up For Free" button. At the bottom, it says "Powered by TitleCapture.com. All rights reserved © 2023".

Questions?

References

[Getting Started Guide for you](#)

[Frequently Asked Questions](#)

[All About our Team](#)

[All About our Services](#)

[Contact us!](#)

[Your KSV National Team](#)

